

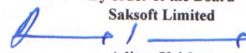


SAKSOFT LIMITED
 Regd & Corp. Office : S P Infocity, No 40 Dr MGR Salai, Kandanchavadi, Perungudi, Chennai: 600 096
 Statement of Standalone Unaudited Results for the Quarter and Nine Months Ended 31/12/2012

(Rs. in Lakhs)

Particulars	Quarter ended 31.12.2012	Quarter ended 30.09.2012	Quarter ended 31.12.2011	Nine months ended 31.12.2012	Nine months ended 31.12.2011	Year ended 31.03.2012	
	(Unaudited)	(Unaudited)	(Unaudited)	(Unaudited)	(Unaudited)	(Audited)	
1. Income from Operations							
a. Net sales/Income from Operations	1,029.87	1,152.10	1,020.23	3,252.65	3,093.44	4,154.26	
b. Other Operating Income	-	-	-	-	-	-	
Total Income	1,029.87	1,152.10	1,020.23	3,252.65	3,093.44	4,154.26	
2. Expenses							
a. Employee benefits expense	591.96	642.79	607.62	1,883.06	1,821.97	2,337.63	
b. Depreciation and amortisation expense	25.01	29.86	36.39	87.18	115.40	149.94	
c. Other expenses	256.25	307.84	236.20	796.78	637.04	999.02	
Total Expenses	873.22	980.49	880.21	2,767.02	2,574.41	3,486.59	
3. Profit from Operations before other income, finance costs and exceptional items (1-2)	156.65	171.61	140.02	485.63	519.03	667.67	
4. Other Income	17.34	(5.53)	30.50	45.15	121.61	145.27	
5. Profit from ordinary activities before finance costs and exceptional items (3+4)	173.99	166.08	170.52	530.78	640.64	812.94	
6. Finance Costs	73.51	89.06	70.89	253.82	216.63	287.65	
7. Profit from ordinary activities after finance costs but before exceptional items (5-6)	100.48	77.02	99.63	276.96	424.01	525.29	
8. Exceptional Items	-	-	-	-	-	-	
9. Profit from ordinary activities before tax (7+8)	100.48	77.02	99.63	276.96	424.01	525.29	
10. Tax Expense	34.00	24.50	34.00	90.00	139.45	177.27	
11. Net Profit from ordinary activities after tax (9-10)	66.48	52.52	65.63	186.96	284.56	348.02	
12. Extraordinary Items (net of tax expense)	-	-	-	-	-	-	
13. Net Profit for the period (11-12)	66.48	52.52	65.63	186.96	284.56	348.02	
14. Paid-up Equity Share Capital of Rs.10/- each	1,016.50	1,016.50	1,014.00	1,016.50	1,014.00	1,016.50	
15. Reserves excluding Revaluation Reserves as per balance sheet of the previous accounting year	-	-	-	-	-	4,109.06	
16.(i) Earnings Per Share (in Rs) before extraordinary items							
a) Basic	0.69	0.55	0.68	1.95	2.97	3.63	
b) Diluted	0.65	0.51	0.64	1.82	2.78	3.38	
	(not annualised)	(not annualised)	(not annualised)	(not annualised)	(not annualised)		
(ii)Earnings Per Share (in Rs) after extraordinary items							
a) Basic	0.69	0.55	0.68	1.95	2.97	3.63	
b) Diluted	0.65	0.51	0.64	1.82	2.78	3.38	
	(not annualised)	(not annualised)	(not annualised)	(not annualised)	(not annualised)		
See Accompanying Notes to the financial results							
A. PARTICULARS OF SHAREHOLDING							
1. Public Shareholding*							
Number of Shares	2,561,700	2,561,700	2,536,700	2,561,700	2,536,700	2,561,700	
Percentage of Shareholding	25.20%	25.20%	25.02%	25.20%	25.02%	25.20%	
2. Promoters and Promoter Group Shareholding							
a) Pledged / Encumbered							
Number of Shares	NIL	NIL	NIL	NIL	NIL	NIL	
Percentage of Shares (as a % of the total shareholding of promoter and promoter group)	NIL	NIL	NIL	NIL	NIL	NIL	
Percentage of Shares (as a % of the total share capital of the Company)	NIL	NIL	NIL	NIL	NIL	NIL	
b) Non-encumbered							
Number of Shares	7,603,300	7,603,300	7,603,300	7,603,300	7,603,300	7,603,300	
Percentage of Shares (as a % of the total shareholding of promoter and promoter group)	100%	100%	100%	100%	100%	100%	
Percentage of Shares (as a % of the total share capital of the Company)	74.80%	74.80%	74.98%	74.80%	74.98%	74.80%	
*Public Share Holding as defined under Clause 40A of the Listing agreement (excludes shares held by Promoters and Promoter Group)							
Notes :							
1. The standalone and consolidated financial results were reviewed by the Audit Committee and taken on record by the Board of Directors at their respective meetings held on February 04, 2013							
2. In accordance with AS-17 - Segment reporting, the Company's operations fall under single segment namely Information Technology Services.							
3. Tax expense includes current tax and deferred tax.							
4. The Company had no investor complaints pending at the beginning of the quarter. No complaints were received during the quarter.							
5. The above results have been subject to a limited review by the statutory auditors of the Company.							
6. Previous period's figures have been regrouped or reclassified wherever necessary to conform to those of the current period/year.							
Place: Chennai Date: February 04, 2013							By order of the Board Saksoft Limited  Aditya Krishna Managing Director